

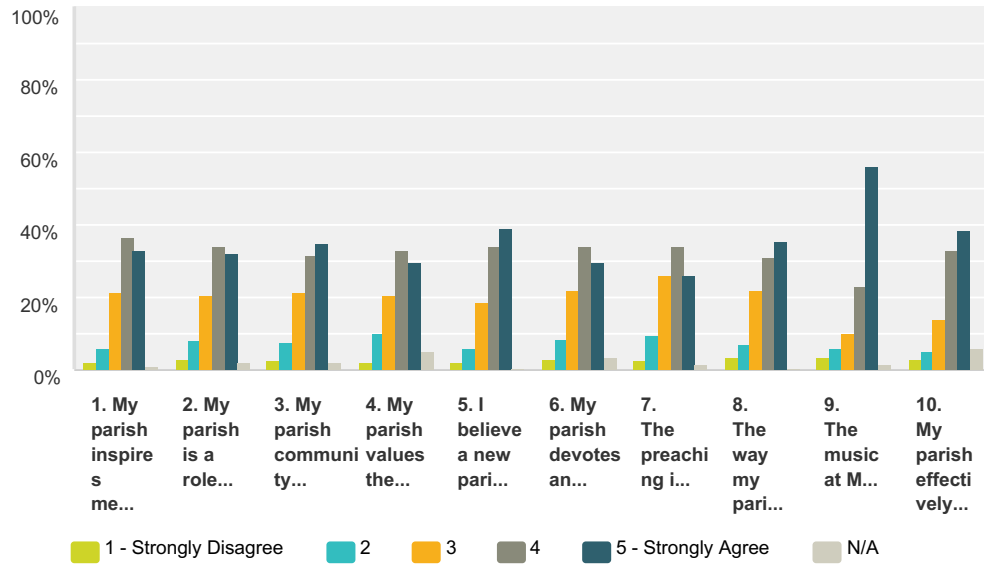


ST. RAYMOND DE
PENAFORT

Parish Transformation Survey - Fall 2015

Q2 Please select on a scale of 1 to 5, with 1 being “Strongly Disagree” and 5 being “Strongly Agree.” If the statement does not apply, or you do not know the answer, please select "N/A"

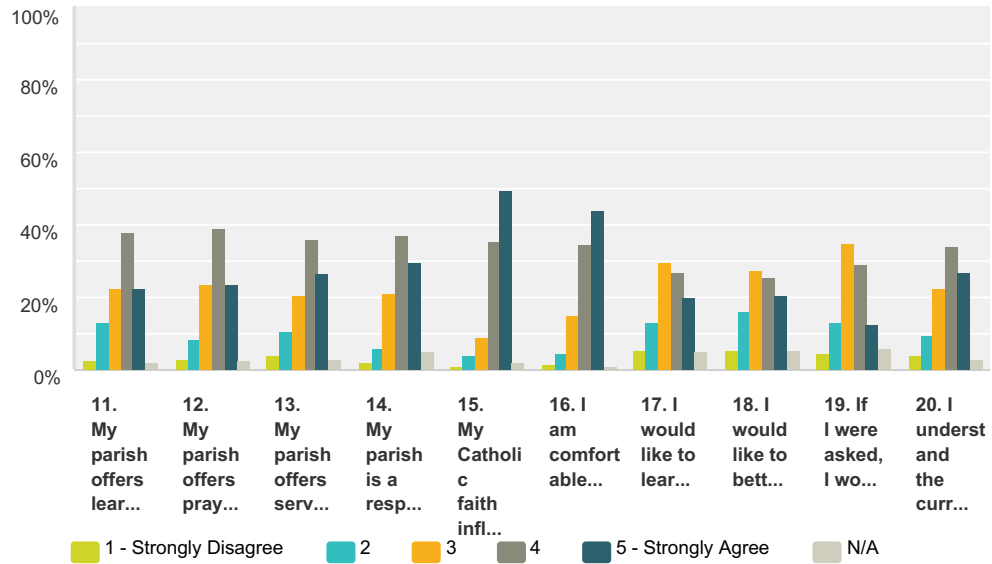
Answered: 416 Skipped: 82



	1 - Strongly Disagree	2	3	4	5 - Strongly Agree	N/A	Total
1. My parish inspires me to grow closer to God.	1.92% 8	6.01% 25	21.63% 90	36.30% 151	33.17% 138	0.96% 4	416
2. My parish is a role model other Catholic parishes should follow.	3.13% 13	8.17% 34	20.67% 86	34.13% 142	31.97% 133	1.92% 8	416
3. My parish community cares about me.	2.40% 10	7.69% 32	21.39% 89	31.73% 132	34.86% 145	1.92% 8	416
4. My parish values the diversity of our parishioners.	1.92% 8	10.10% 42	20.43% 85	33.17% 138	29.33% 122	5.05% 21	416
5. I believe a new parishioner would say my parish is welcoming.	2.16% 9	5.77% 24	18.27% 76	34.13% 142	38.94% 162	0.72% 3	416
6. My parish devotes an appropriate amount of energy to serving the poor.	2.88% 12	8.65% 36	21.88% 91	33.89% 141	29.33% 122	3.37% 14	416
7. The preaching in my parish inspires me to actively live out my faith.	2.64% 11	9.62% 40	25.96% 108	33.89% 141	26.20% 109	1.68% 7	416
8. The way my parish celebrates Mass inspires me to active worship during Mass.	3.37% 14	7.21% 30	22.12% 92	31.25% 130	35.34% 147	0.72% 3	416
9. The music at Mass enriches my parish's worship.	3.61% 15	5.77% 24	10.10% 42	23.08% 96	55.77% 232	1.68% 7	416
10. My parish effectively supports families in forming their children in faith.	3.13% 13	5.05% 21	13.94% 58	33.17% 138	38.70% 161	6.01% 25	416

Q3 Please select on a scale of 1 to 5, with 1 being “Strongly Disagree” and 5 being “Strongly Agree.” If the statement does not apply, or you do not know the answer, please select "N/A"

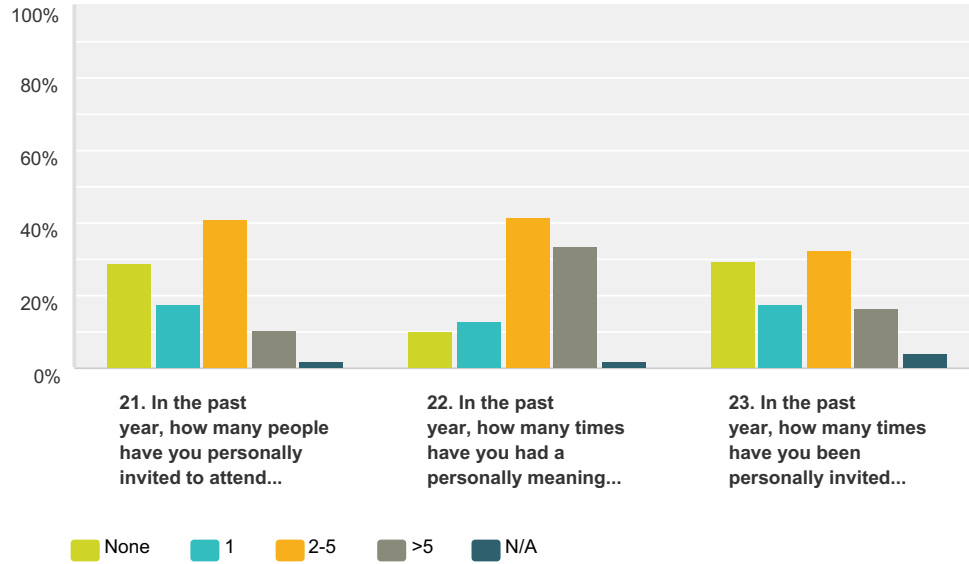
Answered: 397 Skipped: 101



	1 - Strongly Disagree	2	3	4	5 - Strongly Agree	N/A	Total
11. My parish offers learning opportunities that meet my spiritual needs.	2.27% 9	13.10% 52	22.42% 89	37.78% 150	22.42% 89	2.02% 8	397
12. My parish offers prayer opportunities that meet my spiritual needs.	2.77% 11	8.56% 34	23.68% 94	38.79% 154	23.68% 94	2.52% 10	397
13. My parish offers service opportunities that meet my spiritual needs.	3.78% 15	10.33% 41	20.40% 81	36.02% 143	26.45% 105	3.02% 12	397
14. My parish is a responsible steward of the resources I contribute.	1.76% 7	5.79% 23	21.16% 84	36.78% 146	29.47% 117	5.04% 20	397
15. My Catholic faith influences my daily decisions and relationships.	0.76% 3	3.78% 15	9.07% 36	35.26% 140	49.37% 196	1.76% 7	397
16. I am comfortable discussing my Catholic faith outside of a church setting.	1.51% 6	4.53% 18	15.11% 60	34.26% 136	43.83% 174	0.76% 3	397
17. I would like to learn practical ways I can evangelize in my daily life.	5.29% 21	13.10% 52	29.72% 118	27.20% 108	19.90% 79	4.79% 19	397
18. I would like to better understand why we use certain rituals in the Mass.	5.29% 21	15.87% 63	27.71% 110	25.44% 101	20.40% 81	5.29% 21	397
19. If I were asked, I would volunteer more time to my parish.	4.53% 18	12.85% 51	35.01% 139	29.22% 116	12.59% 50	5.79% 23	397
20. I understand the current financial status of my parish.	3.78% 15	9.32% 37	22.67% 90	34.01% 135	27.20% 108	3.02% 12	397

Q4 Please select your response to each statement. If you are unsure of an answer, please select "N/A or Don't Know."

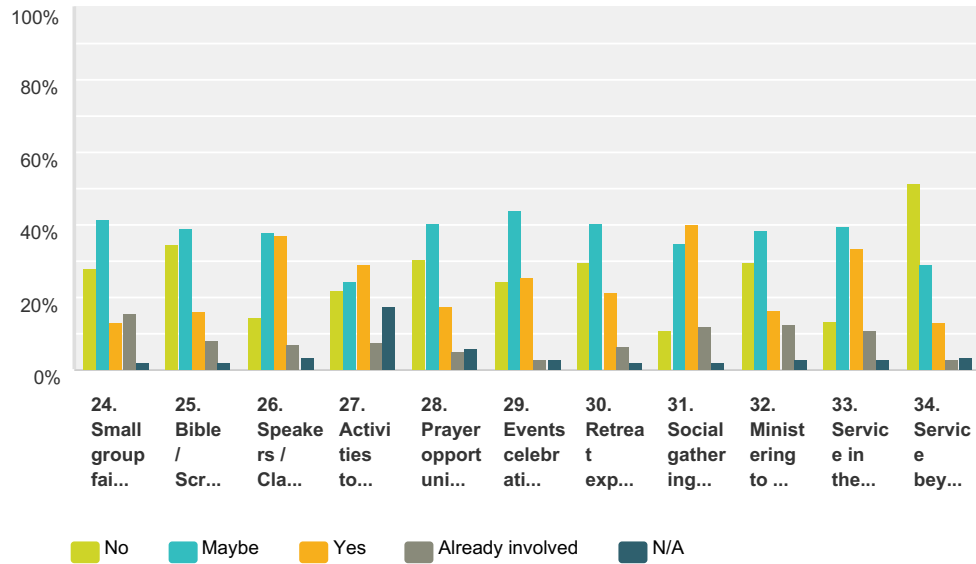
Answered: 384 Skipped: 114



	None	1	2-5	>5	N/A	Total
21. In the past year, how many people have you personally invited to attend Mass or a parish activity with you?	28.91% 111	17.45% 67	41.15% 158	10.68% 41	1.82% 7	384
22. In the past year, how many times have you had a personally meaningful conversation with someone about your faith?	9.90% 38	13.02% 50	41.67% 160	33.33% 128	2.08% 8	384
23. In the past year, how many times have you been personally invited to participate in a parish activity?	29.43% 113	17.45% 67	32.55% 125	16.41% 63	4.17% 16	384

Q5 Please indicate the likelihood you would participate in the following activities if offered by your parish at a convenient time. If you already participate in one of these activities, please select "Already involved."

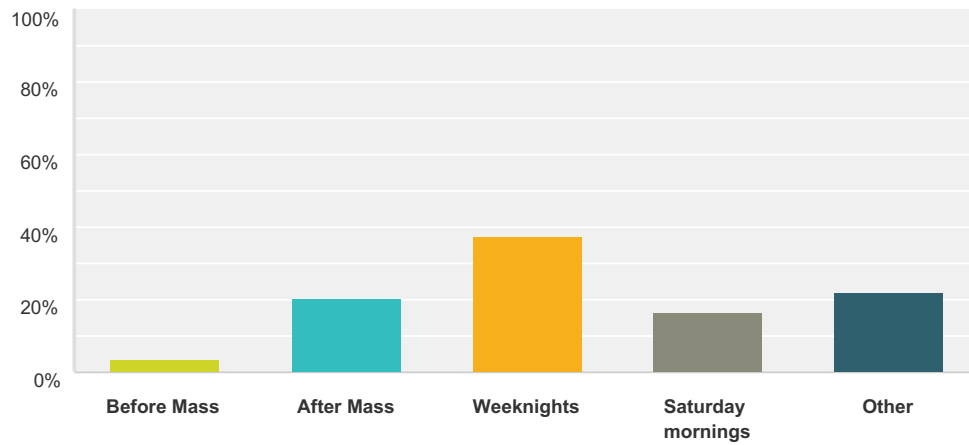
Answered: 384 Skipped: 114



	No	Maybe	Yes	Already involved	N/A	Total
24. Small group faith sharing	28.13% 108	41.67% 160	12.76% 49	15.36% 59	2.08% 8	384
25. Bible / Scripture study	34.64% 133	39.06% 150	16.15% 62	8.07% 31	2.08% 8	384
26. Speakers / Classes about a wide range of Catholic topics (e.g., what the Church teaches and why, learning to pray, discerning and living my strengths as a Catholic)	14.58% 56	38.02% 146	36.98% 142	7.03% 27	3.39% 13	384
27. Activities to support parents to raise children in the faith	21.88% 84	24.48% 94	28.91% 111	7.29% 28	17.45% 67	384
28. Prayer opportunities outside of Mass (please list specific types of prayer opportunities below)	30.47% 117	40.63% 156	17.45% 67	5.21% 20	6.25% 24	384
29. Events celebrating multi-cultural diversity	24.48% 94	44.01% 169	25.52% 98	2.86% 11	3.13% 12	384
30. Retreat experiences	29.69% 114	40.36% 155	21.35% 82	6.51% 25	2.08% 8	384
31. Social gatherings specifically for people in my age group	10.94% 42	34.90% 134	40.10% 154	12.24% 47	1.82% 7	384
32. Ministering to the sick or homebound	29.69% 114	38.28% 147	16.67% 64	12.50% 48	2.86% 11	384
33. Service in the Chicagoland community, e.g., serving at a soup kitchen, mentoring young people	13.28% 51	39.32% 151	33.33% 128	10.94% 42	3.13% 12	384
34. Service beyond the Chicagoland community, e.g., mission trip	51.30% 197	28.91% 111	13.02% 50	3.13% 12	3.65% 14	384

Q6 35. The best time for me to participate in parish activities is:

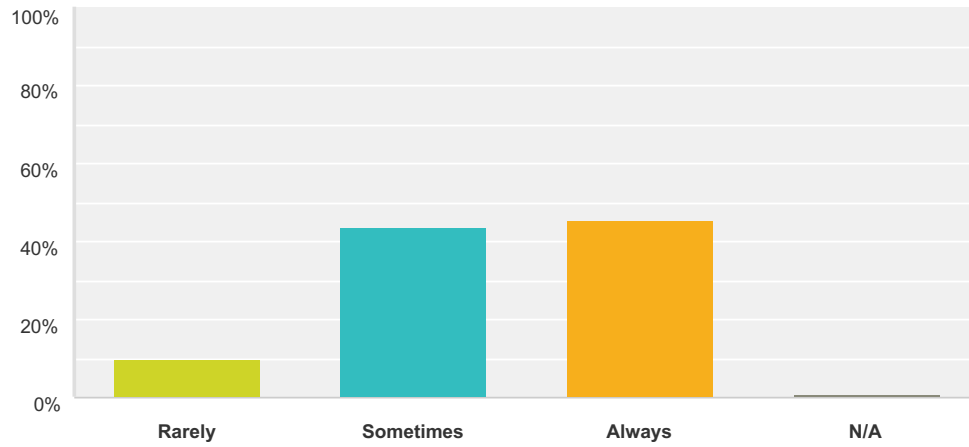
Answered: 384 Skipped: 114



Answer Choices	Responses	
Before Mass	3.39%	13
After Mass	20.57%	79
Weeknights	37.50%	144
Saturday mornings	16.67%	64
Other	21.88%	84
Total		384

Q7 36. I set aside time each day for prayer:

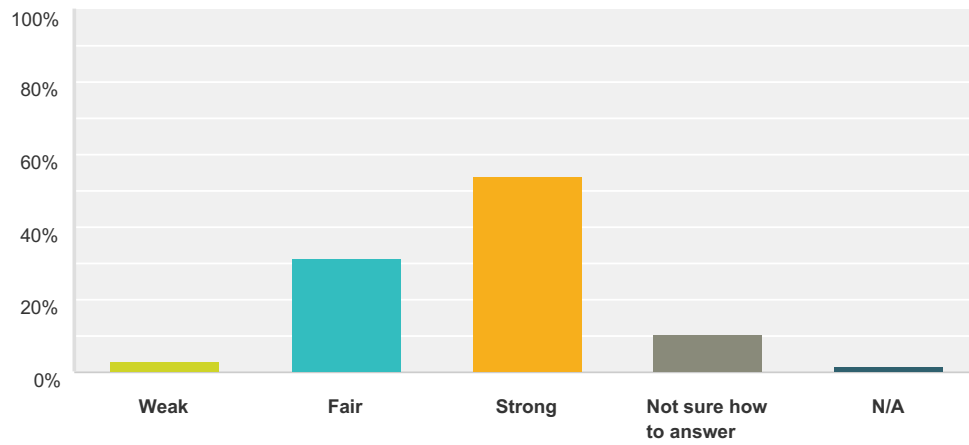
Answered: 384 Skipped: 114



Answer Choices	Responses
Rarely	9.90% 38
Sometimes	43.75% 168
Always	45.57% 175
N/A	0.78% 3
Total	384

Q8 37. My personal relationship with Christ is:

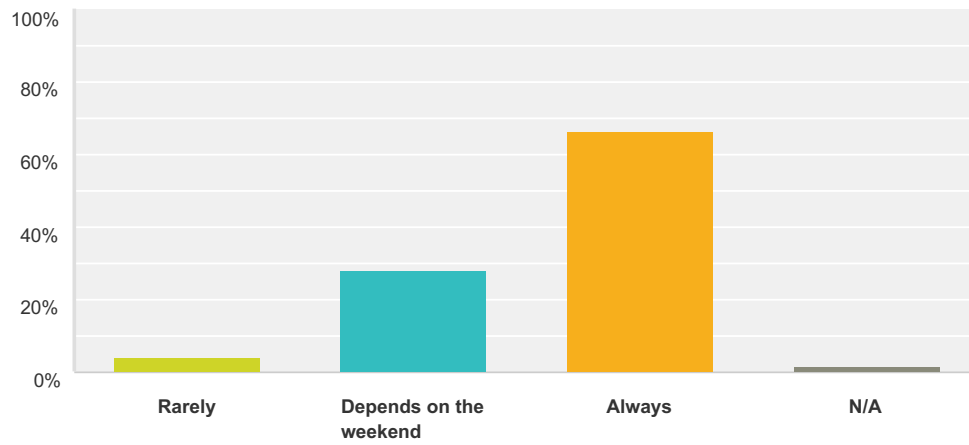
Answered: 384 Skipped: 114



Answer Choices	Responses	
Weak	2.86%	11
Fair	31.51%	121
Strong	53.91%	207
Not sure how to answer	10.42%	40
N/A	1.30%	5
Total		384

Q9 38. Attending Sunday Mass is a high priority in my life:

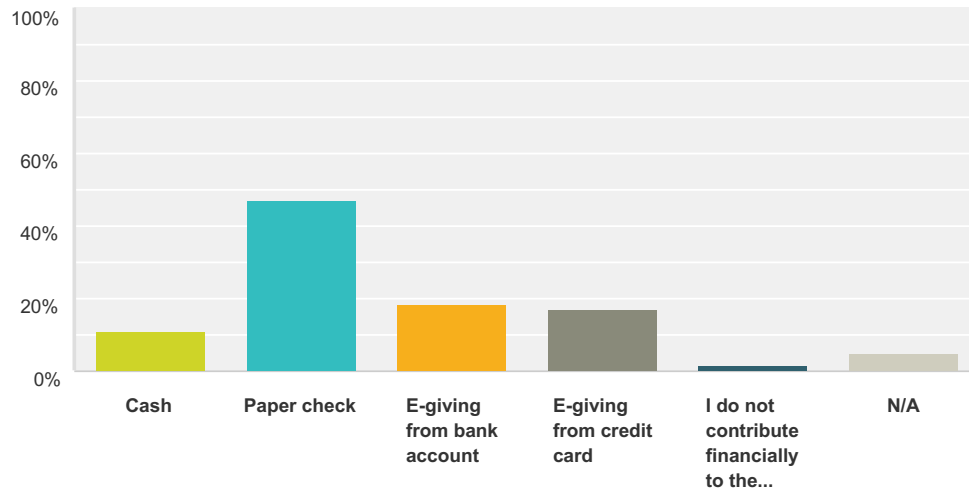
Answered: 384 Skipped: 114



Answer Choices	Responses
Rarely	4.17% 16
Depends on the weekend	27.86% 107
Always	66.41% 255
N/A	1.56% 6
Total	384

Q10 39. If all options were available to you, which method would you use to make your financial contributions to the parish?

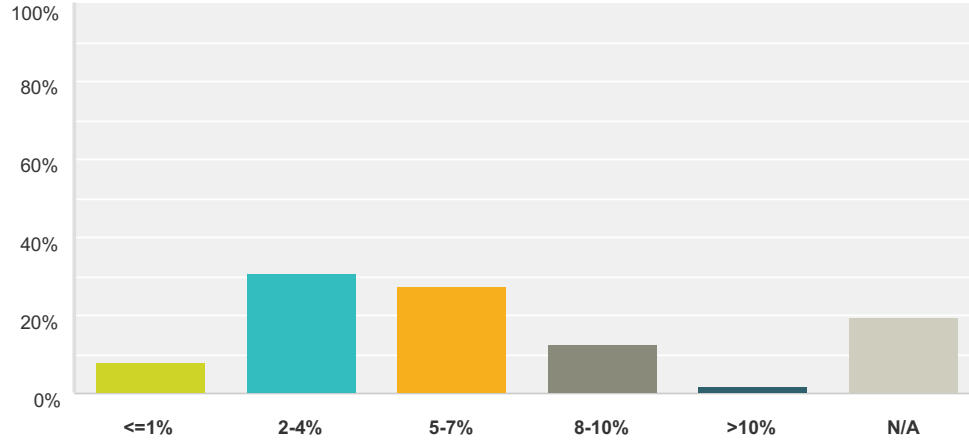
Answered: 381 Skipped: 117



Answer Choices	Responses
Cash	11.02% 42
Paper check	46.98% 179
E-giving from bank account	18.64% 71
E-giving from credit card	16.80% 64
I do not contribute financially to the parish	1.57% 6
N/A	4.99% 19
Total	381

Q11 40. What do you believe is an appropriate amount of money to contribute to the parish (as a % of family income)?

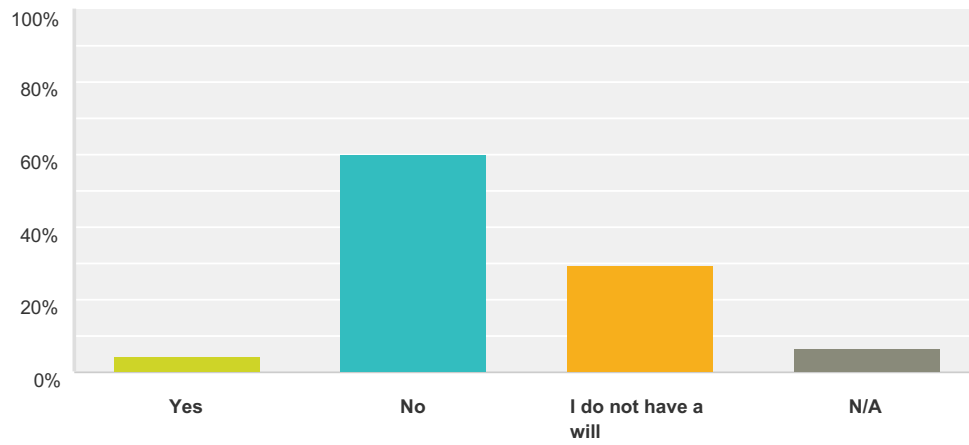
Answered: 381 Skipped: 117



Answer Choices	Responses
<=1%	7.87% 30
2-4%	30.71% 117
5-7%	27.56% 105
8-10%	12.60% 48
>10%	1.84% 7
N/A	19.42% 74
Total	381

Q12 41. Have you remembered the parish in your will?

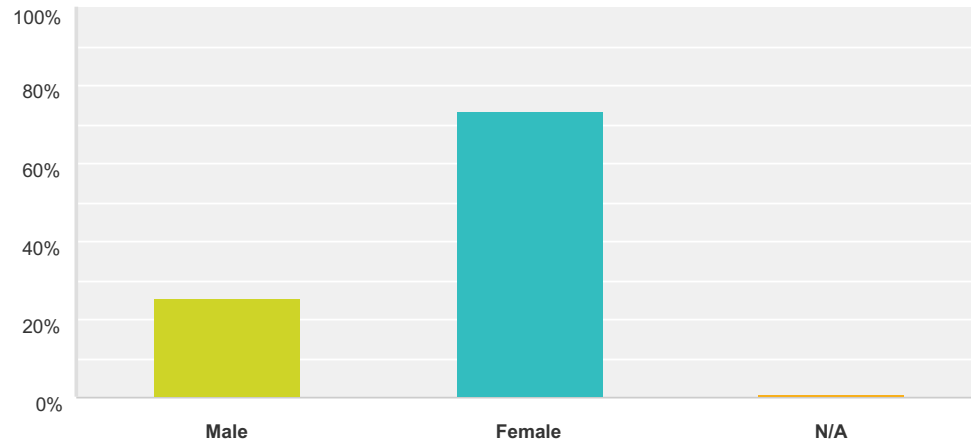
Answered: 381 Skipped: 117



Answer Choices	Responses
Yes	4.46% 17
No	59.84% 228
I do not have a will	29.40% 112
N/A	6.30% 24
Total	381

Q16 1. What is your gender?

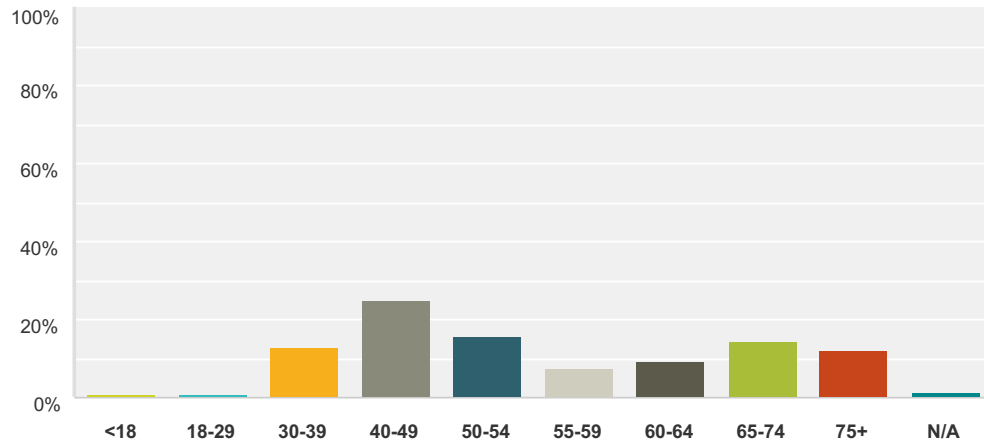
Answered: 365 Skipped: 133



Answer Choices	Responses	
Male	25.48%	93
Female	73.42%	268
N/A	1.10%	4
Total		365

Q17 2. What is your age range?

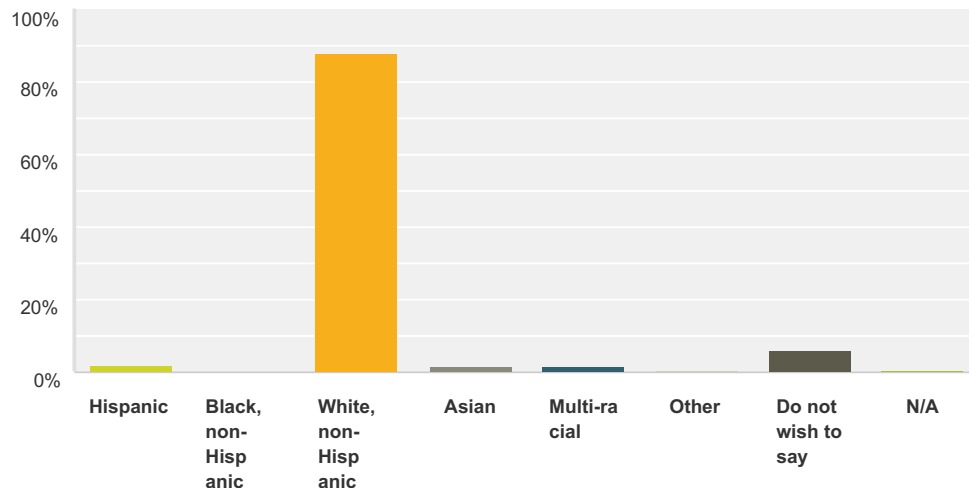
Answered: 365 Skipped: 133



Answer Choices	Responses
<18	0.82% 3
18-29	0.82% 3
30-39	13.15% 48
40-49	24.93% 91
50-54	15.89% 58
55-59	7.40% 27
60-64	9.32% 34
65-74	14.25% 52
75+	12.05% 44
N/A	1.37% 5
Total	365

Q18 3. Which best describes your racial background?

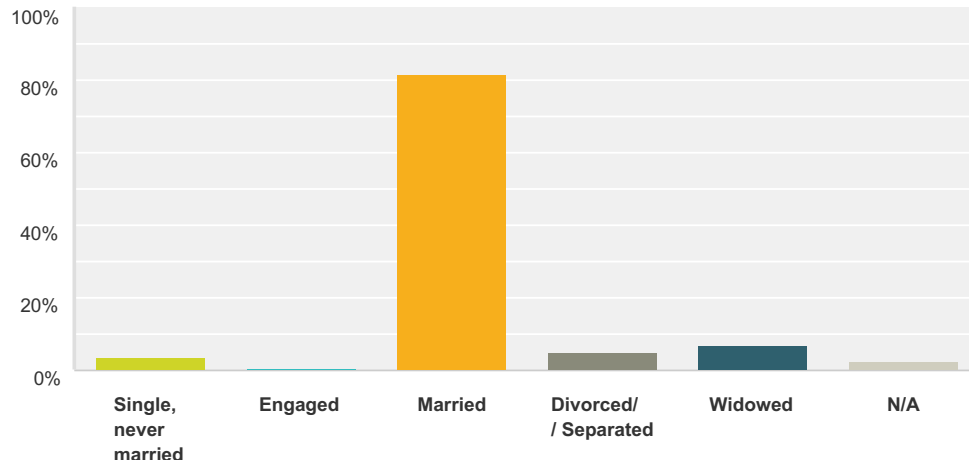
Answered: 365 Skipped: 133



Answer Choices	Responses	
Hispanic	1.92%	7
Black, non-Hispanic	0.00%	0
White, non-Hispanic	88.22%	322
Asian	1.64%	6
Multi-racial	1.64%	6
Other	0.27%	1
Do not wish to say	5.75%	21
N/A	0.55%	2
Total		365

Q19 4. What is your marital status?

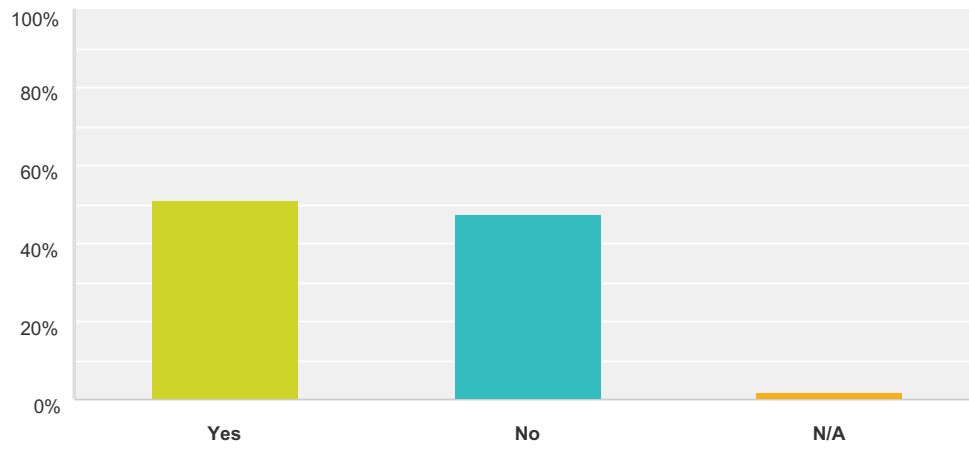
Answered: 365 Skipped: 133



Answer Choices	Responses	
Single, never married	3.29%	12
Engaged	0.55%	2
Married	81.64%	298
Divorced/ / Separated	4.93%	18
Widowed	7.12%	26
N/A	2.47%	9
Total		365

Q20 5. Does your household include any children under 18?

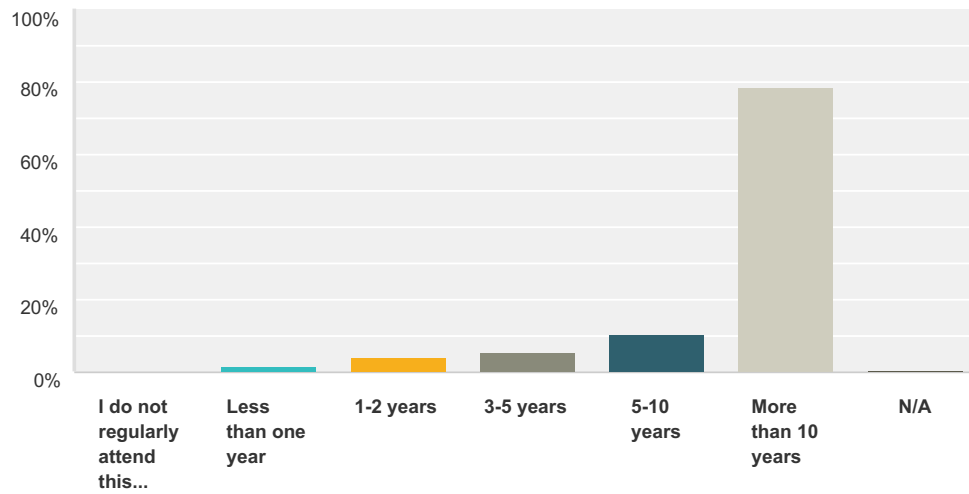
Answered: 365 Skipped: 133



Answer Choices	Responses	Count
Yes	50.96%	186
No	47.40%	173
N/A	1.64%	6
Total		365

Q21 6. How many years have you attended this parish?

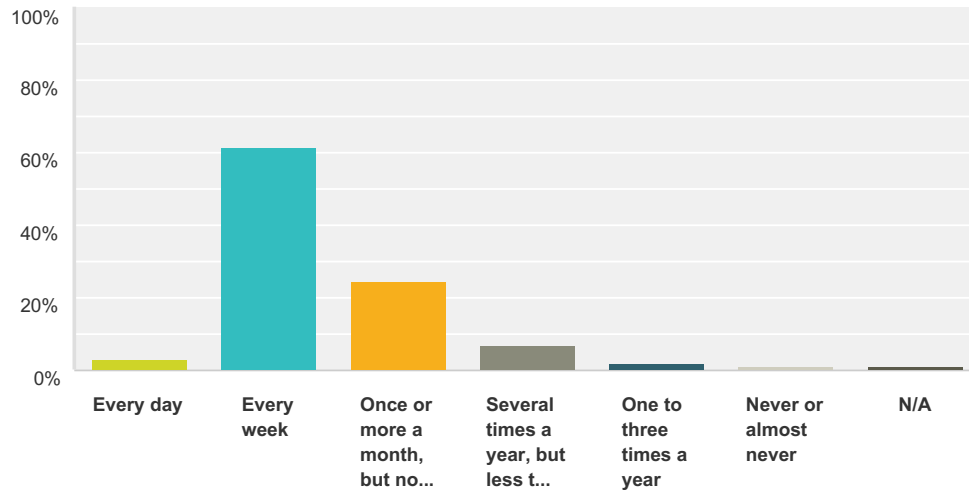
Answered: 365 Skipped: 133



Answer Choices	Responses
I do not regularly attend this parish	0.00% 0
Less than one year	1.64% 6
1-2 years	3.84% 14
3-5 years	5.48% 20
5-10 years	10.41% 38
More than 10 years	78.36% 286
N/A	0.27% 1
Total	365

Q22 7. How frequently do you attend Mass?

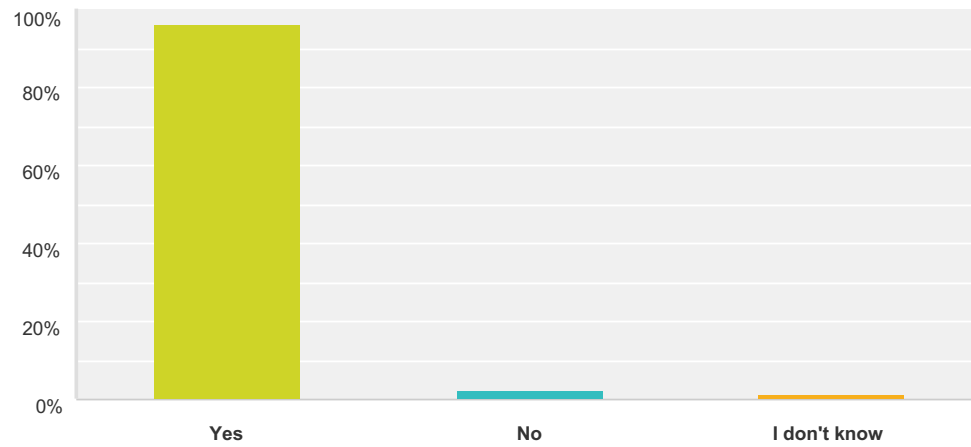
Answered: 365 Skipped: 133



Answer Choices	Responses
Every day	3.01% 11
Every week	61.64% 225
Once or more a month, but not every week	24.66% 90
Several times a year, but less than once a month	6.85% 25
One to three times a year	1.92% 7
Never or almost never	1.10% 4
N/A	0.82% 3
Total	365

Q23 8. Are you a registered member of the parish?

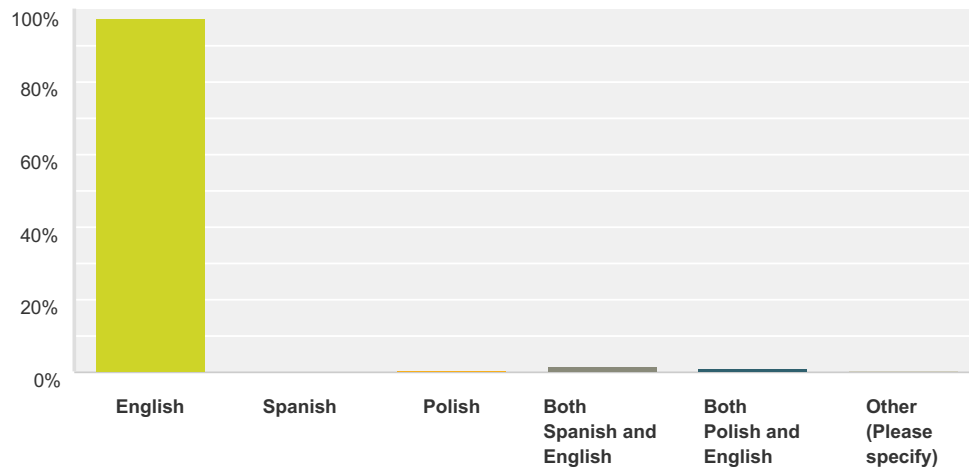
Answered: 365 Skipped: 133



Answer Choices	Responses	
Yes	96.44%	352
No	2.19%	8
I don't know	1.37%	5
Total		365

Q24 9. In which language are you most comfortable speaking?

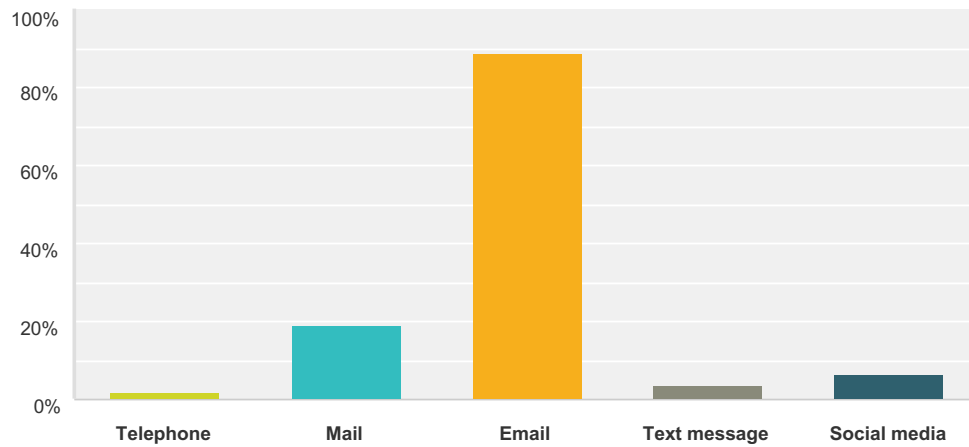
Answered: 365 Skipped: 133



Answer Choices	Responses	
English	97.26%	355
Spanish	0.00%	0
Polish	0.27%	1
Both Spanish and English	1.37%	5
Both Polish and English	0.82%	3
Other (Please specify)	0.27%	1
Total		365

Q25 10. Which method would you prefer to receive communication from the parish?

Answered: 365 Skipped: 133



Answer Choices	Responses
Telephone	1.92% 7
Mail	18.90% 69
Email	88.77% 324
Text message	3.56% 13
Social media	6.30% 23
Total Respondents: 365	